


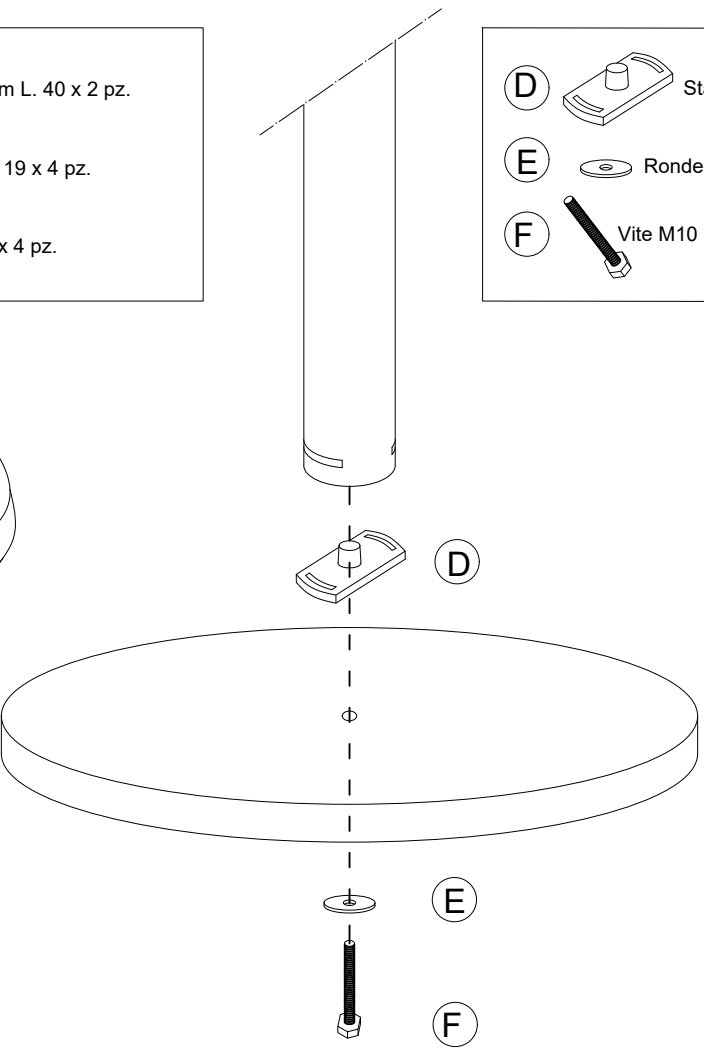
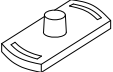




- A**  Vite M6 mm L. 40 x 2 pz.
- B**  Vite M4 L. 19 x 4 pz.
- C**  Dado M4 x 4 pz.



- D**  Staffa
- E**  Rondella
- F**  Vite M10 mm L. 67 x 1 pz.

Istruzioni montaggio SD1/SD2